

Other models in this range:
 EC 56 - EC 86 - EC 106
 EC 126 - EC 176 - EC 206
 EC 226

Self Contained Ice Machine up to 24,5 kg



Features

- Produces individual Gourmet crystal clear supercubes.
- Up to 24,5 kg (54 lb) daily ice cubes production.
- Up to 9 kg (20 lb) ice storage capacity.
- Resistant stainless steel exterior.
- Simple and reliable electromechanic controls.
- Front panel in & out airflow (air cooled model only) for built-in installation.
- Front access condenser air filter, removable and washable (air cooled model only).
- Easily accessible front ON-OFF switch.
- Routine Maintenance visible alarm light on front panel.
- Ergonomically designed ice storage access, with disappearing door.
- Door-closing movement dampening system.
- Vapor-based microbial control system pouch in ice storage area.
- Water system protected by patented anti-scale system.
- **PWD System** for remote water drain (easy-fit installation)
- AgION antimicrobial agent embedded in moulded plastics parts.
- CFC-free R134a refrigerant.
- 3 years manufacturer warranty.




Proximity condenser air filter



Patented anti-scale system



Front ON-OFF switch
Routine maintenance alarm



New spray system

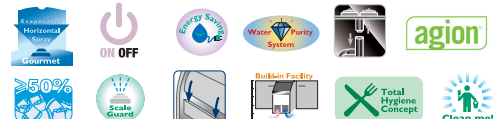


Storage bin antibacterial puch & holder



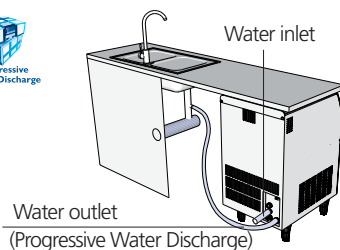
Available as option KIT
under code
KITLEGSOCKET

Technologies



Model	Temperature Range	10°C : 10°C			21°C : 15°C			24h		
		[kg]	[lb]	N°*	[kg]	[lb]	N°*	[kg]	[lb]	N°*
ECM 46 AS	+	24,5	54	1225	22,0	48	1100	9	20	450
ECM 46 WS	-	24,5	54	1225	22,5	49	1125	9	20	450

*Estimate number of medium size gourmet cubes.



Water outlet
(Progressive Water Discharge)

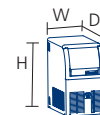
WATER DISCHARGE up to 15 mt away
and 1.7 mt high with PWD



[V/Hz/ph]
230/50/1



R134a



[WxDxH mm]
386 x 600 x 645
[WxDxH inches]
15 3/16" x 23 5/8" x 25 3/8"

This product qualifies
for the following listings:



Medium Gourmet 20 g
Ø 29 x H 34 mm

3 Years Warranty

Subject to certain limitations and exclusions

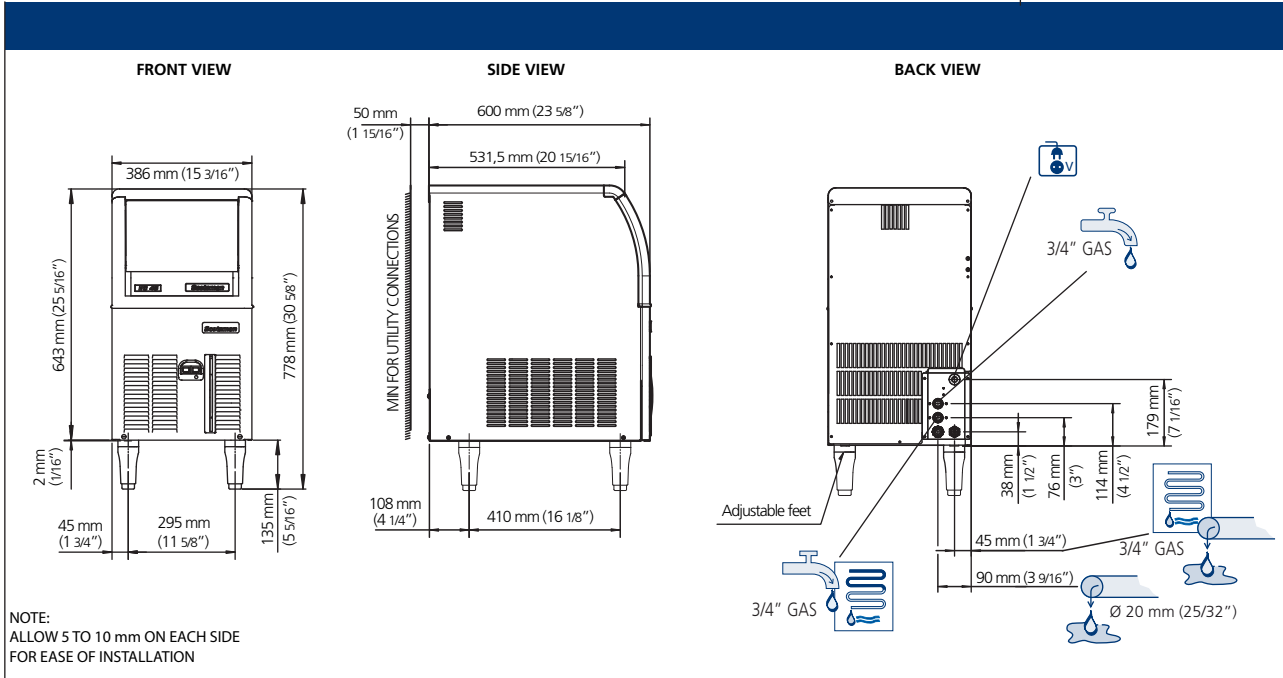
Certified ISO 9001:2008

www.scotsman-ice.it
www.scotsman-ice.com

Models and specifications are subject to change without notice.

Other models in this range:
 EC 56 - EC 86 - EC 106
 EC 126 - EC 176 - EC 206
 EC 226

Self Contained Ice Machine up to 24,5 kg



EC 46 AIR COOLED

°C \ °F	50° 10°	60° 15°	70° 21°	90° 32°	
10°	24.5	24	23.5	22.5	kg
50°	54	53	52	49	lb
21°	22.5	22	21.5	20.5	kg
70°	49	48	47	45	lb
32°	19.5	19	18.5	17.5	kg
90°	43	42	41	41	lb
38°	18	17.5	17	16	kg
100	39	38	37	35	lb

24h

EC 46 WATER COOLED

°C \ °F	50° 10°	60° 15°	70° 21°	90° 32°	
10°	24.5	24	23.5	22.5	kg
50°	54	53	52	49	lb
21°	23	22.5	22	21	kg
70°	50	49	48	45	lb
32°	22	21.5	21	20	kg
90°	48	47	45	40	lb
38°	20	19.5	19	18	kg
100	40	43	42	39	lb

24h

Operating Range

Minimum	Maximum
10°C (50°F)	43°C (110°F)
5°C (41°F)	38°C (100°F)
-10%	+10%
1 bar 14 psi	5 bar 70 psi

Model	Cooling Type	Capacity [Btu/h]	Capacity [W]	Ice Size [Ømm ²]	Power [W]	FUSE	Energy [kWh] - 100 kg	Water [l/h]	Water [gal/h]	Weight [kg]	Weight [lb]
ECM 46 AS	Air Cooled	2730	800	1,5	400	10	40,8	3.2	0.84	37	81
ECM 46 WS	Water Cooled	2730	800	1,5	400	10	31,0	27.3	7.2	37	81

IMPORTANT NOTICE:
 Models and specifications are subject to change without notice.
 This spec sheet is meant for commercial purpose only.
 For technical documentation please refer to our service manuals.

www.scotsman-ice.it
www.scotsman-ice.com